


ACKER I/II 7124A/B 梳化床操作指示


ACKER I/II 7124A/B Operating Instructions of Sofa-bed



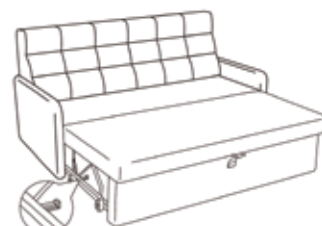
- 1.** 站於梳化床前面。
Stand in front of the sofa-bed.



- 2.** 利用皮革手抽拉出梳化床。
Pull out the sofa-bed with the leather lead in front of the sofa.



- 3.** 再次利用皮革手抽將床褥拉起後，把手抽金屬扣緊貼於坐前板隱藏磁石上。
Lift up the mattress with the leather lead again, and stick it on the sofa front with the magnet inside.



- 4.** 扣上底部安全鎖，即成梳化床。
Sofa-bed opened and buckle up the safety lock at the bottom of sofa-bed.



收合梳化床：由步驟4返回至步驟1即可收回至原狀。

To restore: Reverse from step 4 to step 1 and restore the sofa-bed into the original shape.


梳化床安全守則

Safety Guidelines of Sofa-bed

為了確保自己和他人的安全，請遵循以下守則。

The following points highlight areas that must be followed to help ensure the safety of yourself and others.

- 1.** 在開啟梳化床時，請確保小孩和寵物遠離梳化。請確保沒有小孩或寵物在附近或梳化底部。密切監督兒童、長者和殘疾人士使用梳化床。梳化床有許多移動部件，如使用不當可能造成嚴重傷害。保持衣履飾物、雙手、手指和身體其他部位遠離機件。



To open the sofa-bed, make sure that children and pets are away from the sofa. Please ensure that no children or pets in the vicinity or under the sofa. Closely supervise the children, elderly and disabled persons using the sofa-bed. While the sofa-bed has many moving parts, serious injury can occur if it is not properly used. Keep clothes, accessories, hands, fingers and body parts away from the mechanism.

- 2.** 所有部件不要嘗試自行修理或調整。如有需要請聯絡本公司客戶服務部安排產品檢修。
Do not attempt to repair or adjust any parts of the sofa-bed. Please contact Giormani customer service for assistance.



- 3.** 為免發生危險，需要移動產品時，請確保梳化床已收合成梳化原狀。千萬不要在開啟梳化床後嘗試移動梳化。
To ensure safety, when you need to move the sofa, please ensure that the sofa-bed is restored into the original state of the sofa. Do not try to move the sofa when the sofa-bed is opened.

- 4.** 不要讓梳化接近火或熱源。不要留下點燃的香煙在床褥或任何部分。
Never place the sofa close to fire or source of heat. Do not leave a lit cigarette resting on the mattress or any part of the sofa-bed.

- 5.** 在開啟梳化床前確保有足夠空間給床架擴展，以避免在使用時因位置不夠而做成損壞。
In order to avoid damages, please ensure that there are sufficient spaces for the expansion of the sofa-bed frame.



- 6.** 不要坐在床尾及只按壓在床褥邊。
Please do not sit or apply force on the sofa-bed end and the mattress edges.

- 7.** 本產品只是用於室內住宅用途。
This product is only for indoor residential use.

- 8.** 在未完成安裝前請勿使用本產品。不要自行維修，如有問題請與本公司聯絡。
Do not use the sofa-bed if the installation has not completed. If there is any problem, please contact Giormani customer service.

- 9.** 在收合梳化床時，請先把床褥上的雜物拿走，注意床褥盡量置中以避免在開啟或收合梳化床時刮花梳化表面。
Clear up from the mattress when restoring the sofa-bed. To avoid scraping against the sofa, please make sure that the mattress is in the centre of the sofa-bed frame.



- 10.** 避免在床上站立及跳躍。
Do not jump and stand on the bed.

- 11.** 在收合梳化床時，請注意有沒有小孩、寵物或雜物留在床頭與梳化框內。
Before restore the sofa-bed, please make sure there are no children, pets or other items left inside the space between the sofa-bed frame and the sofa.

- 12.** 請站在梳化床前面開啟或收合梳化床，避免在兩側開啟或收合梳化床。
Please stand at the middle of the sofa-bed front to open or restore the sofa-bed. Avoid standing at the side to open or restore the sofa-bed.

